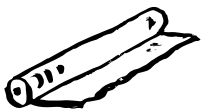


WHO INSPIRES YOU? PRINTMAKING

WHAT'S THIS ABOUT?

Think about someone who inspires you and make a monprint of them. When you think about someone who inspires you, also think about someone that you want other people to know more about! Maybe you want to tell people about your best friend, caregiver, teacher, through printing their image.

WHAT WILL YOU NEED?



ALUMINUM
FOIL



TEMPERA
PAINT
(WASHABLE
PAINT)



PAINT
ROLLER OR
PAINTBRUSH



PENCIL



CUP
OF WATER



PLAIN
PAPER OR
CARDSTOCK



A PRINTED PHOTO OF
SOMEONE WHO INSPIRES
YOU (DO NOT USE AN
ORIGINAL PHOTOGRAPH)



PART I: KHALID ALBAIH'S POWER PRINT



@Khalidalbaih

Khalid Albaih, Power Print, September 9, 2016. Digital Print.

Artist Khalid Albaih was inspired by a photographed image of Kaepernick kneeling, and decided to make his own art using the photo. The artwork has been shared by many people all over the world through social media. The subject of "Power Print" is of football player, and former quarterback of the San Francisco 49ers, Colin Kaepernick. Kaepernick is known for protesting, by kneeling during the National Anthem, to bring awareness to police violence for Black and Brown communities in the United States. He was fired for this act of protest and remains a central figure in civil rights activism.

NOTES FOR CAREGIVERS OF YOUNG CHILDREN

This activity discusses themes of inspiration and activism. Here are some tips and question prompts when discussing these themes with youth.

What does the word "inspiration" mean to you? What does it mean to inspire, or be inspired by someone?

When you look at this image of Colin Kaepernick, how does it make you feel?

Albaih's artwork takes an image of a real person, and turns it into art for us to see. For example, a photo was taken of Colin Kaepernick while he was kneeling in protest. Khalid Albaih then looked at that photograph, and turned it into his own art, making a new version of the photo. If you could take a photograph, and turn it into a new work of art, what would you do to it?

What do you think of when you hear the word, "activism"? What do you think it means to be an activist? Take some time to discuss this together. When you think of the world around you, what do you care about?



WHAT'S A MONOPRINT?

A monoprint is an image that can be made by painting on a surface, and transferring that image to a piece of paper only one time. Printmaking allows an artist to duplicate the same image again and again, making it easy for an artist to share their image with others.

Printmaking is like taking a photo of someone, and then putting that photo on social media to share with friends and family. When you make multiple art prints of someone, you can hand them out and share in person!



PART II: PRINTING OUR INSPIRATIONS

First, let's experiment with the printmaking process.

EXPERIMENT 1

Cut a few pieces of foil about an inch smaller than your piece of paper.

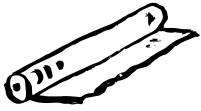
Do a test print by playing with different colors. Choose three colors to paint all over the foil. Use a paintbrush or just your fingers.

Place your piece of paper on top of your painted foil. Press down lightly.

Lift the paper up carefully off the foil to reveal your colors!

When you are ready to paint a design, repeat these steps using a paintbrush.

EXPERIMENT 2



Take a new piece of foil and choose some paint colors to lay on top.

Now take your pencil and draw someone that inspires you on top of the paint. Make sure your pencil marks are deep enough so you can see the foil coming through the paint.



Gently place your piece of paper on top of the paint and press lightly.


Lift the paper to reveal your design!

If you want to make another print of the same image, lightly go over the pencil marks again, re-drawing what you originally made. You can continue to use this method to make multiple prints to share with friends!



Now it's time to make a print of your inspiring person!

LET'S PRINT!



Print out an image of someone who inspires you. You can print a photo on a printer, use a page from a newspaper or magazine.

Take a piece of paper and cover the majority of the page with the black ink with a paint roller or paintbrush. Make sure the ink doesn't have any light places, go over it a few times so it is dark.



Place your printed image of your inspiring person on top of the black ink, image side facing up, so you can see the image.

With a pencil, press over the lines and details, tracing over the top of the image.

Gently lift off your image to reveal a copy of your outline in the ink.

Take a new piece of paper and lay it on top of the black ink, press down and lift up to reveal your print!



Repeat with as many pieces of paper as you want. If you notice your print fading, just go over the image again with a pencil, or repeat the process of putting paint down and tracing the image over the top of the paint.

BONUS

Tell us a story about the person in your print.
Why are they important to you?

**SHARE YOUR MONOPRINTS
WITH US**

Send in your monoprints to us by tagging #WallachKids for a chance to be featured on our Social Media channels!



**WALLACH
ART
GALLERY**

Wallach Art Gallery
Lenfest Center for the Arts
Columbia University
in the City of New York
615 West 129th Street
New York, NY 10027

FIND MORE
ACTIVITY GUIDES HERE:
wallach.columbia.edu/wallach-kids

