

# WHAT IS YOUR STORY? MIRROR PORTRAITS

---

WHAT  
WILL YOU  
NEED?



MIRROR



TRACING PAPER



PENCIL/WASHABLE  
MARKERS  
(OPTIONAL)



ANY EXTRA  
DECORATIVE ITEMS  
YOU WANT!

---

**Introduction:** Josué Rivas' artwork tells the stories of native land and its people. His artwork transports viewers into a moment in time, often telling a story through photographs. Think about yourself and the story you want to tell in this activity.


**What will you be doing?** Look in a mirror, and draw what you see. When you are finished making a mirror portrait, reflect on the image you created. Tell a story based on your own image. What kind of story do you want to tell about yourself? Narrate out loud, or write it down.

★ *Use the prompts below to help guide you in making your mirror portrait.*

---

# PART I: NOTICING YOURSELF


---



While looking in a mirror, notice the lines and curves in your own face.

Begin to draw what you see in the mirror using a piece of paper and pencil. If you have markers, draw directly onto the mirror.



Trace the outlines of your face. What shapes are you making? Once you have traced the outline of your face, begin tracing your eyes, nose and mouth.



Now, take a piece of tracing paper and tape it onto your piece of paper. If you used markers on the mirror itself, tape the tracing paper onto the mirror. Begin to add any details.


Decorate your image however you want!

*You can do this activity many different ways! You can use tracing paper on a photo of yourself on your phone or iPad. No technology? No problem! Tape a photo of yourself on a sunny window, then tape tracing paper over that. Can you see the image coming through? Begin tracing!*



## PART II: WHAT'S YOUR STORY?


---



Once you have your image completed, tell the story of the person that you see in the image you created.

Does the person on the page look different than you do at this moment? Why or why not?

Give the image you created a narrative. What did they do earlier in the day, what are they doing now, and what will they be doing later?



When you look at yourself in the mirror, what do you see. Give yourself three words to describe what you see in the mirror.

Are these words the same words you would use to describe the person you created on paper? Why or why not?

## PART III: TELLING OUR STORIES

---



When you tell the story of your day, wh do you tell it to?

If you could talk to a stranger about yourself, what would you want them to know about you?

---



## SHARE YOUR MIRROR PORTRAITS WITH US

---

Send in your mirror portraits and stories to us by tagging  
#WallachKids for a chance to be featured on our Social Media  
channels!



---

**WALLACH  
ART  
GALLERY**

**Wallach Art Gallery**  
**Lenfest Center for the Arts**  
Columbia University  
in the City of New York  
615 West 129th Street  
New York, NY 10027

FIND MORE  
ACTIVITY GUIDES HERE:  
[wallach.columbia.edu/wallach-kids](http://wallach.columbia.edu/wallach-kids)

